



# Australian Laser Class National Championships 2012 - Laser 4.7

Royal Queensland Yacht Squadron

Nation Leaderboard















Results are final as of 16:34 on January 4, 2012

## Overall











































Sailed: 12, Discards: 2, To count: 10, Ratings: VY, Entries: 43, Scoring system: Appendix A

Rank	Competitor Number	Division	SailNo	Club	HelmName	Nat	R1	R2	R3	R4	R5	R6	R7	R8	R9	R10	R11	R12	Total	Nett
1st	18	Youth	1504	SYC	Jack Felsenthal		3.0	1.0	(4.0)	2.0	1.0	1.0	1.0	(7.0)	1.0	1.0	3.0	1.0	26.0	15.0
2nd	7	Youth	1235	PRSC	Benjamin Knoop		5.0	2.0	5.0	1.0	2.0	4.0	6.0	(10.0)	2.0	(8.0)	8.0	4.0	57.0	39.0
3rd	122	Women	8606	RMYCT	Megan Darby		1.0	3.0	1.0	6.0	3.0	2.0	18.0	(20.0)	6.0	12.0	(32.0)	11.0	115.0	63.0
4th	3	Youth Women	2640	SSCBC	Anna Philip		2.0	7.0	6.0	5.0	5.0	10.0	(14.0)	12.0	(31.0)	9.0	9.0	12.0	122.0	77.0
5th	37	Women	9684	RYCT	Sophie Chesterman		10.0	6.0	10.0	14.0	8.0	7.0	11.0	9.0	(26.0)	3.0	(20.0)	8.0	132.0	86.0
6th	38	Junior	0284	SYC	Charlie Wyatt		7.0	14.0	19.0	3.0	9.0	17.0	5.0	3.0	(20.0)	(44.0 DSQ)	1.0	10.0	152.0	88.0
7th	22	Junior	7282	RYCT	Jock Calvert		4.0	11.0	13.0	4.0	7.0	9.0	15.0	4.0	(32.0)	6.0	(17.0)	15.0	137.0	88.0
8th	23	Youth	2297	RPAYC	Joshua Dawson		9.0	5.0	12.0	8.0	(17.0)	8.0	17.0	14.0	(22.0)	4.0	5.0	9.0	130.0	91.0
9th	35	Youth	5824	ASC	Shane Conly		15.0	4.0	3.0	7.0	4.0	6.0	16.0	21.0	21.0	(29.0)	(23.0)	17.0	166.0	114.0
10th	39	Youth	7850	SAFYC	Jewyn Ong Jingrui		(44.0 BFD)	9.0	14.0	23.0	6.0	5.0	2.0	15.0	(30.0)	13.0	13.0	16.0	190.0	116.0
11th	6	Youth	9245	SSCBC	Ben Hartnett		11.0	8.0	7.0	10.0	11.0	(15.0)	4.0	6.0	44.0 DNE	(15.0)	10.0	7.0	148.0	118.0
12th	2	Youth Women	3502	NSC	Allison Maher		14.0	23.0	(44.0 DNC)	11.0	18.0	(24.0)	9.0	1.0	3.0	23.0	11.0	6.0	187.0	119.0
13th	16	Open	1538	RQYS	Hayden Johnson		18.0	21.0	8.0	15.0	15.0	14.0	8.0	5.0	(28.0)	11.0	6.0	(25.0)	174.0	121.0
14th	36	Junior	2561	RPAYC	Shaun Connor		13.0	17.0	(25.0)	(26.0)	10.0	3.0	21.0	11.0	25.0	5.0	2.0	19.0	177.0	126.0
15th	17	Junior Women	4924	MSC	Jacinta Ainsworth		6.0	19.0	2.0	13.0	26.0	12.0	(44.0 RAF)	18.0	11.0	10.0	12.0	(27.0)	200.0	129.0
16th	14	Women	5527	PCSC	Hannah O'Brien		8.0	18.0	20.0	16.0	20.0	(29.0)	(25.0)	24.0	7.0	7.0	7.0	2.0	183.0	129.0
17th	8	Youth	5407	RPAYC	Brodie Crossman		19.0	13.0	21.0	27.0	(31.0)	(31.0)	12.0	16.0	4.0	2.0	4.0	13.0	193.0	131.0
18th	32	Youth	7274	MYC	Rhett Gowans		21.0	10.0	18.0	9.0	(23.0)	16.0	13.0	2.0	23.0	(44.0 OCS)	19.0	5.0	203.0	136.0
19th	15	Junior	2696	BSC	Harry Morton		(25.0)	15.0	11.0	12.0	16.0	11.0	7.0	(23.0)	12.0	14.0	16.0	22.0	184.0	136.0
20th	21	Youth Women	3026	SSCBC	Jessica Case		20.0	25.0	23.0	(44.0 DNC)	(44.0 DNC)	44.0 DNC	3.0	8.0	5.0	19.0	14.0	3.0	252.0	164.0
21st	9	Youth Women	2634	CYC	Cassandra Schlimbach		23.0	22.0	15.0	22.0	14.0	(25.0)	19.0	17.0	15.0	(25.0)	15.0	23.0	235.0	185.0
22nd	1	Junior Women	3500	NSC	Alexandra Maher		24.0	(29.0)	22.0	(25.0)	22.0	22.0	10.0	19.0	13.0	16.0	18.0	20.0	240.0	186.0
23rd	95	Open	1115	RQYS	George Meikle		22.0	12.0	16.0	20.0	13.0	13.0	30.0	25.0	16.0	20.0	(35.0)	(33.0)	255.0	187.0
24th	4	Youth Women	4702	RYCT	Anna Vaughan		12.0	(31.0)	24.0	(44.0 BFD)	19.0	21.0	20.0	27.0	8.0	17.0	24.0	21.0	268.0	193.0
25th	30	Youth	5697	DBSC	Marcus James		30.0	16.0	17.0	19.0	(44.0 DSQ)	19.0	27.0	22.0	10.0	(44.0 OCS)	22.0	14.0	284.0	196.0
26th	12	Open	2632	CYC	Eliot Bassili		16.0	20.0	9.0	17.0	12.0	18.0	23.0	(28.0)	(34.0)	27.0	28.0	28.0	260.0	198.0
27th	25	Junior	2693	SPYC/FSC	Lachlan Gilham		17.0	28.0	26.0	24.0	21.0	23.0	22.0	(32.0)	29.0	18.0	(30.0)	30.0	300.0	238.0
28th	24	Women	9695	CYC	Kelsey Hanrahan		(35.0)	26.0	(44.0 DNF)	28.0	33.0	30.0	28.0	13.0	9.0	26.0	27.0	29.0	328.0	249.0
29th	29	Youth Women	7280	RYCT	Madeline Salter		32.0	24.0	27.0	18.0	28.0	20.0	31.0	34.0	(35.0)	22.0	29.0	(37.0)	337.0	265.0
30th	20	Youth	6667	RPAYC	James Farquharson		29.0	30.0	(44.0 DNF)	30.0	27.0	28.0	24.0	30.0	19.0	(31.0)	25.0	31.0	348.0	273.0
31st	33	Junior	7524	SLMASC	Samual Booth		27.0	35.0	(44.0 DNF)	31.0	25.0	27.0	26.0	(44.0 DSQ)	27.0	24.0	31.0	26.0	367.0	279.0

32nd	10	Junior	9690	CYC	Christopher Phillips		36.0	(38.0)	(44.0 DNF)	32.0	32.0	32.0	35.0	29.0	24.0	21.0	21.0	18.0	362.0	280.0
33rd	28	Youth Women	1707	KBSC	Madeline Davies		33.0	32.0	(44.0 DNF)	21.0	29.0	26.0	33.0	(35.0)	17.0	35.0	26.0	34.0	365.0	286.0
34th	34	Junior	5698	SLMASC	Scott Charlton		26.0	27.0	(44.0 DSQ)	33.0	24.0	35.0	29.0	36.0	33.0	28.0	(39.0)	24.0	378.0	295.0
35th	13	Junior Women	2971	MSC	Elyse Ainsworth		28.0	33.0	(44.0 DNF)	29.0	35.0	34.0	36.0	26.0	18.0	33.0	(37.0)	32.0	385.0	304.0
36th	31	Youth Women	6445	ASC	Mikayla Thompson		34.0	36.0	(44.0 DNF)	37.0	(44.0 DNS)	44.0 DNS	32.0	31.0	14.0	30.0	33.0	38.0	417.0	329.0
37th	5	Junior Women	6637	RQYS	Annie Eastgate		(44.0 DNF)	34.0	(44.0 DNF)	34.0	36.0	36.0	34.0	33.0	36.0	32.0	36.0	35.0	434.0	346.0
38th	27	Youth Women	7088	RYCT	Lucy Cottier		39.0	(40.0)	(44.0 DNF)	39.0	34.0	33.0	38.0	37.0	37.0	34.0	34.0	36.0	445.0	361.0
39th	11	Junior	4260	RQYS	Daniel Self		38.0	(44.0 DNF)	(44.0 DNF)	35.0	30.0	37.0	37.0	38.0	40.0	37.0	40.0	44.0 DNF	464.0	376.0
40th	153	Junior Women	0473	SYC	Ashleigh Pullin		(44.0 DNC)	(44.0 DNC)	44.0 DNF	38.0	37.0	38.0	39.0	39.0	39.0	38.0	42.0	40.0	482.0	394.0
41st	102	Women	0186	RQYS	Jenny Walker		37.0	39.0	(44.0 DNF)	(44.0 DNC)	44.0 DNC	44.0 DNC	44.0 DNC	44.0 DNC	38.0	36.0	38.0	39.0	491.0	403.0
42nd	26	Youth Women	6428	RPAYC	Lucy Copeland		31.0	37.0	(44.0 DNF)	36.0	(44.0 DNS)	44.0 DNS	44.0 DNC	44.0 DNC	44.0 DNC	44.0 DNC	44.0 DNC	44.0 DNC	500.0	412.0
43rd	19	Open	8629	DBSC	James Counter		(44.0 DNS)	(44.0 DNC)	44.0 DNF	44.0 DNS	44.0 DNS	44.0 DNS	44.0 DNF	40.0	41.0	44.0 DNC	41.0	44.0 DNC	518.0	430.0










































## R1 - 29/12/2011 at 1335

Start: Start 1, Finishes: Place

Rank	Competitor Number	Division	SailNo	Club	HelmName	Nat	Place	Points
1	122	Women	8606	RMYCT	Megan Darby		1	1.0
2	3	Youth Women	2640	SSCBC	Anna Philip		2	2.0
3	18	Youth	1504	SYC	Jack Felsenthal		3	3.0
4	22	Junior	7282	RYCT	Jock Calvert		4	4.0
5	7	Youth	1235	PRSC	Benjamin Knoop		5	5.0
6	17	Junior Women	4924	MSC	Jacinta Ainsworth		6	6.0
7	38	Junior	0284	SYC	Charlie Wyatt		7	7.0
8	14	Women	5527	PCSC	Hannah O'Brien		8	8.0
9	23	Youth	2297	RPAYC	Joshua Dawson		9	9.0
10	37	Women	9684	RYCT	Sophie Chesterman		10	10.0
11	6	Youth	9245	SSCBC	Ben Hartnett		11	11.0
12	4	Youth Women	4702	RYCT	Anna Vaughan		12	12.0
13	36	Junior	2561	RPAYC	Shaun Connor		13	13.0
14	2	Youth Women	3502	NSC	Allison Maher		14	14.0
15	35	Youth	5824	ASC	Shane Conly		15	15.0
16	12	Open	2632	CYC	Eliot Bassili		16	16.0
17	25	Junior	2693	SPYC/FSC	Lachlan Gilham		17	17.0
18	16	Open	1538	RQYS	Hayden Johnson		18	18.0
19	8	Youth	5407	RPAYC	Brodie Crossman		19	19.0
20	21	Youth Women	3026	SSCBC	Jessica Case		20	20.0
21	32	Youth	7274	MYC	Rhett Gowans		21	21.0
22	95	Open	1115	RQYS	George Meikle		22	22.0
23	9	Youth Women	2634	CYC	Cassandra Schlimbach		23	23.0
24	1	Junior Women	3500	NSC	Alexandra Maher		24	24.0
25	15	Junior	2696	BSC	Harry Morton		25	25.0
26	34	Junior	5698	SLMASC	Scott Charlton		26	26.0
27	33	Junior	7524	SLMASC	Samual Booth		27	27.0
28	13	Junior Women	2971	MSC	Elyse Ainsworth		28	28.0
29	20	Youth	6667	RPAYC	James Farquharson		29	29.0
30	30	Youth	5697	DBSC	Marcus James		30	30.0
31	26	Youth Women	6428	RPAYC	Lucy Copeland		31	31.0
32	29	Youth Women	7280	RYCT	Madeline Salter		32	32.0
33	28	Youth Women	1707	KBSC	Madeline Davies		33	33.0
34	31	Youth Women	6445	ASC	Mikayla Thompson		34	34.0
35	24	Women	9695	CYC	Kelsey Hanrahan		35	35.0
36	10	Junior	9690	CYC	Christopher Phillips		36	36.0
37	102	Women	0186	RQYS	Jenny Walker		37	37.0
38	11	Junior	4260	RQYS	Daniel Self		38	38.0
39	27	Youth Women	7088	RYCT	Lucy Cottier		39	39.0
40	39	Youth	7850	SAFYC	Jevyn Ong Jingrui		BFD	44.0
40	5	Junior Women	6637	RQYS	Annie Eastgate		DNF	44.0
40	19	Open	8629	DBSC	James Counter		DNS	44.0











































## R2 - 29/12/2011 at 1510

Start: Start 1, Finishes: Place, Time: 1510

Rank	Competitor Number	Division	SailNo	Club	HelmName	Nat	Place	Points
1	18	Youth	1504	SYC	Jack Felsenthal		1	1.0
2	7	Youth	1235	PRSC	Benjamin Knoop		2	2.0
3	122	Women	8606	RMVCT	Megan Darby		3	3.0
4	35	Youth	5824	ASC	Shane Conly		4	4.0
5	23	Youth	2297	RPAYC	Joshua Dawson		5	5.0
6	37	Women	9684	RYCT	Sophie Chesterman		6	6.0
7	3	Youth Women	2640	SSCBC	Anna Philip		7	7.0
8	6	Youth	9245	SSCBC	Ben Hartnett		8	8.0
9	39	Youth	7850	SAFYC	Jewyn Ong Jingrui		9	9.0
10	32	Youth	7274	MYC	Rhett Gowans		10	10.0
11	22	Junior	7282	RYCT	Jock Calvert		11	11.0
12	95	Open	1115	RQYS	George Meikle		12	12.0
13	8	Youth	5407	RPAYC	Brodie Crossman		13	13.0
14	38	Junior	0284	SYC	Charlie Wyatt		14	14.0
15	15	Junior	2696	BSC	Harry Morton		15	15.0
16	30	Youth	5697	DBSC	Marcus James		16	16.0
17	36	Junior	2561	RPAYC	Shaun Connor		17	17.0
18	14	Women	5527	PCSC	Hannah O'Brien		18	18.0
19	17	Junior Women	4924	MSC	Jacinta Ainsworth		19	19.0
20	12	Open	2632	CYC	Eliot Bassili		20	20.0
21	16	Open	1538	RQYS	Hayden Johnson		21	21.0
22	9	Youth Women	2634	CYC	Cassandra Schlimbach		22	22.0
23	2	Youth Women	3502	NSC	Allison Maher		23	23.0
24	29	Youth Women	7280	RYCT	Madeline Salter		24	24.0
25	21	Youth Women	3026	SSCBC	Jessica Case		25	25.0
26	24	Women	9695	CYC	Kelsey Hanrahan		26	26.0
27	34	Junior	5698	SLMASC	Scott Charlton		27	27.0
28	25	Junior	2693	SPYC/FSC	Lachlan Gilham		28	28.0
29	1	Junior Women	3500	NSC	Alexandra Maher		29	29.0
30	20	Youth	6667	RPAYC	James Farquharson		30	30.0
31	4	Youth Women	4702	RYCT	Anna Vaughan		31	31.0
32	28	Youth Women	1707	KBSC	Madeline Davies		32	32.0
33	13	Junior Women	2971	MSC	Elyse Ainsworth		33	33.0
34	5	Junior Women	6637	RQYS	Annie Eastgate		34	34.0
35	33	Junior	7524	SLMASC	Samual Booth		35	35.0
36	31	Youth Women	6445	ASC	Mikayla Thompson		36	36.0
37	26	Youth Women	6428	RPAYC	Lucy Copeland		37	37.0
38	10	Junior	9690	CYC	Christopher Phillips		38	38.0
39	102	Women	0186	RQYS	Jenny Walker		39	39.0
40	27	Youth Women	7088	RYCT	Lucy Cottier		40	40.0
41	11	Junior	4260	RQYS	Daniel Self		DNF	44.0










































## R3 - 30/12/2011 at 1335

Start: Start 1, Finishes: Place, Time: 1335, Course: O3

Rank	Competitor Number	Division	SailNo	Club	HelmName	Nat	Place	Points
1	122	Women	8606	RMYCT	Megan Darby		1	1.0
2	17	Junior Women	4924	MSC	Jacinta Ainsworth		2	2.0
3	35	Youth	5824	ASC	Shane Conly		3	3.0
4	18	Youth	1504	SYC	Jack Felsenthal		4	4.0
5	7	Youth	1235	PRSC	Benjamin Knoop		5	5.0
6	3	Youth Women	2640	SSCBC	Anna Philip		6	6.0
7	6	Youth	9245	SSCBC	Ben Hartnett		7	7.0
8	16	Open	1538	RQYS	Hayden Johnson		8	8.0
9	12	Open	2632	CYC	Eliot Bassili		9	9.0
10	37	Women	9684	RYCT	Sophie Chesterman		10	10.0
11	15	Junior	2696	BSC	Harry Morton		11	11.0
12	23	Youth	2297	RPAYC	Joshua Dawson		12	12.0
13	22	Junior	7282	RYCT	Jock Calvert		13	13.0
14	39	Youth	7850	SAFYC	Jewyn Ong Jingrui		14	14.0
15	9	Youth Women	2634	CYC	Cassandra Schlimbach		15	15.0
16	95	Open	1115	RQYS	George Meikle		16	16.0
17	30	Youth	5697	DBSC	Marcus James		17	17.0
18	32	Youth	7274	MYC	Rhett Gowans		18	18.0
19	38	Junior	0284	SYC	Charlie Wyatt		19	19.0
20	14	Women	5527	PCSC	Hannah O'Brien		20	20.0
21	8	Youth	5407	RPAYC	Brodie Crossman		21	21.0
22	1	Junior Women	3500	NSC	Alexandra Maher		22	22.0
23	21	Youth Women	3026	SSCBC	Jessica Case		23	23.0
24	4	Youth Women	4702	RYCT	Anna Vaughan		25	24.0
25	36	Junior	2561	RPAYC	Shaun Connor		26	25.0
26	25	Junior	2693	SPYC/FSC	Lachlan Gilham		27	26.0
27	29	Youth Women	7280	RYCT	Madeline Salter		28	27.0
28	24	Women	9695	CYC	Kelsey Hanrahan		DNF	44.0
28	20	Youth	6667	RPAYC	James Farquharson		DNF	44.0
28	33	Junior	7524	SLMASC	Samual Booth		DNF	44.0
28	10	Junior	9690	CYC	Christopher Phillips		DNF	44.0
28	28	Youth Women	1707	KBSC	Madeline Davies		DNF	44.0
28	34	Junior	5698	SLMASC	Scott Charlton		DSQ	44.0
28	13	Junior Women	2971	MSC	Elyse Ainsworth		DNF	44.0
28	31	Youth Women	6445	ASC	Mikayla Thompson		DNF	44.0
28	5	Junior Women	6637	RQYS	Annie Eastgate		DNF	44.0
28	27	Youth Women	7088	RYCT	Lucy Cottier		DNF	44.0
28	11	Junior	4260	RQYS	Daniel Self		DNF	44.0
28	153	Junior Women	0473	SYC	Ashleigh Pullin		DNF	44.0
28	102	Women	0186	RQYS	Jenny Walker		DNF	44.0
28	26	Youth Women	6428	RPAYC	Lucy Copeland		DNF	44.0
28	19	Open	8629	DBSC	James Counter		DNF	44.0










































## R4 - 31/12/2011 at 1144

Start: Start 1, Finishes: Place, Time: 1144

Rank	Competitor Number	Division	SailNo	Club	HelmName	Nat	Place	Points
1	7	Youth	1235	PRSC	Benjamin Knoop		1	1.0
2	18	Youth	1504	SYC	Jack Felsenthal		2	2.0
3	38	Junior	0284	SYC	Charlie Wyatt		3	3.0
4	22	Junior	7282	RYCT	Jock Calvert		4	4.0
5	3	Youth Women	2640	SSCBC	Anna Philip		5	5.0
6	122	Women	8606	RMYCT	Megan Darby		6	6.0
7	35	Youth	5824	ASC	Shane Conly		7	7.0
8	23	Youth	2297	RPAYC	Joshua Dawson		8	8.0
9	32	Youth	7274	MYC	Rhett Gowans		9	9.0
10	6	Youth	9245	SSCBC	Ben Hartnett		10	10.0
11	2	Youth Women	3502	NSC	Allison Maher		11	11.0
12	15	Junior	2696	BSC	Harry Morton		12	12.0
13	17	Junior Women	4924	MSC	Jacinta Ainsworth		13	13.0
14	37	Women	9684	RYCT	Sophie Chesterman		14	14.0
15	16	Open	1538	RQYS	Hayden Johnson		15	15.0
16	14	Women	5527	PCSC	Hannah O'Brien		16	16.0
17	12	Open	2632	CYC	Eliot Bassili		17	17.0
18	29	Youth Women	7280	RYCT	Madeline Salter		18	18.0
19	30	Youth	5697	DBSC	Marcus James		19	19.0
20	95	Open	1115	RQYS	George Meikle		20	20.0
21	28	Youth Women	1707	KBSC	Madeline Davies		21	21.0
22	9	Youth Women	2634	CYC	Cassandra Schlimbach		22	22.0
23	39	Youth	7850	SAFYC	Jewyn Ong Jingrui		23	23.0
24	25	Junior	2693	SPYC/FSC	Lachlan Gilham		24	24.0
25	1	Junior Women	3500	NSC	Alexandra Maher		25	25.0
26	36	Junior	2561	RPAYC	Shaun Connor		26	26.0
27	8	Youth	5407	RPAYC	Brodie Crossman		27	27.0
28	24	Women	9695	CYC	Kelsey Hanrahan		28	28.0
29	13	Junior Women	2971	MSC	Elyse Ainsworth		29	29.0
30	20	Youth	6667	RPAYC	James Farquharson		30	30.0
31	33	Junior	7524	SLMASC	Samual Booth		31	31.0
32	10	Junior	9690	CYC	Christopher Phillips		32	32.0
33	34	Junior	5698	SLMASC	Scott Charlton		33	33.0
34	5	Junior Women	6637	RQYS	Annie Eastgate		34	34.0
35	11	Junior	4260	RQYS	Daniel Self		35	35.0
36	26	Youth Women	6428	RPAYC	Lucy Copeland		36	36.0
37	31	Youth Women	6445	ASC	Mikayla Thompson		37	37.0
38	153	Junior Women	0473	SYC	Ashleigh Pullin		38	38.0
39	27	Youth Women	7088	RYCT	Lucy Cottier		39	39.0
40	4	Youth Women	4702	RYCT	Anna Vaughan		BFD	44.0
40	19	Open	8629	DBSC	James Counter		DNS	44.0










































## R5 - 31/12/2011 at 1252

Start: Start 1, Finishes: Place, Time: 1252

Rank	Competitor Number	Division	SailNo	Club	HelmName	Nat	Place	Points
1	18	Youth	1504	SYC	Jack Felsenthal		1	1.0
2	7	Youth	1235	PRSC	Benjamin Knoop		2	2.0
3	122	Women	8606	RMYCT	Megan Darby		3	3.0
4	35	Youth	5824	ASC	Shane Conly		4	4.0
5	3	Youth Women	2640	SSCBC	Anna Philip		5	5.0
6	39	Youth	7850	SAFYC	Jewyn Ong Jingrui		6	6.0
7	22	Junior	7282	RYCT	Jock Calvert		7	7.0
8	37	Women	9684	RYCT	Sophie Chesterman		8	8.0
9	38	Junior	0284	SYC	Charlie Wyatt		9	9.0
10	36	Junior	2561	RPAYC	Shaun Connor		10	10.0
11	6	Youth	9245	SSCBC	Ben Hartnett		11	11.0
12	12	Open	2632	CYC	Eliot Bassili		12	12.0
13	95	Open	1115	RQYS	George Meikle		13	13.0
14	9	Youth Women	2634	CYC	Cassandra Schlimbach		14	14.0
15	16	Open	1538	RQYS	Hayden Johnson		15	15.0
16	15	Junior	2696	BSC	Harry Morton		16	16.0
17	23	Youth	2297	RPAYC	Joshua Dawson		17	17.0
18	2	Youth Women	3502	NSC	Allison Maher		18	18.0
19	4	Youth Women	4702	RYCT	Anna Vaughan		19	19.0
20	14	Women	5527	PCSC	Hannah O'Brien		20	20.0
21	25	Junior	2693	SPYC/FSC	Lachlan Gilham		21	21.0
22	1	Junior Women	3500	NSC	Alexandra Maher		22	22.0
23	32	Youth	7274	MYC	Rhett Gowans		23	23.0
24	34	Junior	5698	SLMASC	Scott Charlton		24	24.0
25	33	Junior	7524	SLMASC	Samual Booth		25	25.0
26	17	Junior Women	4924	MSC	Jacinta Ainsworth		26	26.0
27	20	Youth	6667	RPAYC	James Farquharson		27	27.0
28	29	Youth Women	7280	RYCT	Madeline Salter		28	28.0
29	28	Youth Women	1707	KBSC	Madeline Davies		29	29.0
30	11	Junior	4260	RQYS	Daniel Self		30	30.0
31	8	Youth	5407	RPAYC	Brodie Crossman		32	31.0
32	10	Junior	9690	CYC	Christopher Phillips		33	32.0
33	24	Women	9695	CYC	Kelsey Hanrahan		34	33.0
34	27	Youth Women	7088	RYCT	Lucy Cottier		35	34.0
35	13	Junior Women	2971	MSC	Elyse Ainsworth		36	35.0
36	5	Junior Women	6637	RQYS	Annie Eastgate		37	36.0
37	153	Junior Women	0473	SYC	Ashleigh Pullin		38	37.0
38	30	Youth	5697	DBSC	Marcus James		DSQ	44.0
38	31	Youth Women	6445	ASC	Mikayla Thompson		DNS	44.0
38	26	Youth Women	6428	RPAYC	Lucy Copeland		DNS	44.0
38	19	Open	8629	DBSC	James Counter		DNS	44.0










































**R6 - 31/12/2011 at 1407**

Start: Start 1, Finishes: Place, Time: 1407

Rank	Competitor Number	Division	SailNo	Club	HelmName	Nat	Place	Points
1	18	Youth	1504	SYC	Jack Felsenthal		1	1.0
2	122	Women	8606	RMYCT	Megan Darby		2	2.0
3	36	Junior	2561	RPAYC	Shaun Connor		3	3.0
4	7	Youth	1235	PRSC	Benjamin Knoop		4	4.0
5	39	Youth	7850	SAFYC	Jewyn Ong Jingrui		5	5.0
6	35	Youth	5824	ASC	Shane Conly		6	6.0
7	37	Women	9684	RYCT	Sophie Chesterman		7	7.0
8	23	Youth	2297	RPAYC	Joshua Dawson		8	8.0
9	22	Junior	7282	RYCT	Jock Calvert		9	9.0
10	3	Youth Women	2640	SSCBC	Anna Philip		10	10.0
11	15	Junior	2696	BSC	Harry Morton		11	11.0
12	17	Junior Women	4924	MSC	Jacinta Ainsworth		12	12.0
13	95	Open	1115	RQYS	George Meikle		13	13.0
14	16	Open	1538	RQYS	Hayden Johnson		14	14.0
15	6	Youth	9245	SSCBC	Ben Hartnett		15	15.0
16	32	Youth	7274	MYC	Rhett Gowans		16	16.0
17	38	Junior	0284	SYC	Charlie Wyatt		17	17.0
18	12	Open	2632	CYC	Eliot Bassili		18	18.0
19	30	Youth	5697	DBSC	Marcus James		19	19.0
20	29	Youth Women	7280	RYCT	Madeline Salter		20	20.0
21	4	Youth Women	4702	RYCT	Anna Vaughan		21	21.0
22	1	Junior Women	3500	NSC	Alexandra Maher		22	22.0
23	25	Junior	2693	SPYC/FSC	Lachlan Gilham		23	23.0
24	2	Youth Women	3502	NSC	Allison Maher		24	24.0
25	9	Youth Women	2634	CYC	Cassandra Schlimbach		25	25.0
26	28	Youth Women	1707	KBSC	Madeline Davies		26	26.0
27	33	Junior	7524	SLMASC	Samual Booth		27	27.0
28	20	Youth	6667	RPAYC	James Farquharson		28	28.0
29	14	Women	5527	PCSC	Hannah O'Brien		29	29.0
30	24	Women	9695	CYC	Kelsey Hanrahan		30	30.0
31	8	Youth	5407	RPAYC	Brodie Crossman		31	31.0
32	10	Junior	9690	CYC	Christopher Phillips		32	32.0
33	27	Youth Women	7088	RYCT	Lucy Cottier		33	33.0
34	13	Junior Women	2971	MSC	Elyse Ainsworth		34	34.0
35	34	Junior	5698	SLMASC	Scott Charlton		35	35.0
36	5	Junior Women	6637	RQYS	Annie Eastgate		36	36.0
37	11	Junior	4260	RQYS	Daniel Self		37	37.0
38	153	Junior Women	0473	SYC	Ashleigh Pullin		38	38.0
39	31	Youth Women	6445	ASC	Mikayla Thompson		DNS	44.0
39	26	Youth Women	6428	RPAYC	Lucy Copeland		DNS	44.0
39	19	Open	8629	DBSC	James Counter		DNS	44.0










































## R7 - 02/01/2012 at 125500

Start: Start 1, Finishes: Place

Rank	Competitor Number	Division	SailNo	Club	HelmName	Nat	Place	Points
1	18	Youth	1504	SYC	Jack Felsenthal		1	1.0
2	39	Youth	7850	SAFYC	Jevyn Ong Jingrui		2	2.0
3	21	Youth Women	3026	SSCBC	Jessica Case		3	3.0
4	6	Youth	9245	SSCBC	Ben Hartnett		4	4.0
5	38	Junior	0284	SYC	Charlie Wyatt		5	5.0
6	7	Youth	1235	PRSC	Benjamin Knoop		6	6.0
7	15	Junior	2696	BSC	Harry Morton		7	7.0
8	16	Open	1538	RQYS	Hayden Johnson		8	8.0
9	2	Youth Women	3502	NSC	Allison Maher		9	9.0
10	1	Junior Women	3500	NSC	Alexandra Maher		10	10.0
11	37	Women	9684	RYCT	Sophie Chesterman		11	11.0
12	8	Youth	5407	RPAYC	Brodie Crossman		12	12.0
13	32	Youth	7274	MYC	Rhett Gowans		13	13.0
14	3	Youth Women	2640	SSCBC	Anna Philip		14	14.0
15	22	Junior	7282	RYCT	Jock Calvert		15	15.0
16	35	Youth	5824	ASC	Shane Conly		16	16.0
17	23	Youth	2297	RPAYC	Joshua Dawson		17	17.0
18	122	Women	8606	RMVCT	Megan Darby		18	18.0
19	9	Youth Women	2634	CYC	Cassandra Schlimbach		19	19.0
20	4	Youth Women	4702	RYCT	Anna Vaughan		21	20.0
21	36	Junior	2561	RPAYC	Shaun Connor		22	21.0
22	25	Junior	2693	SPYC/FSC	Lachlan Gilham		23	22.0
23	12	Open	2632	CYC	Eliot Bassili		24	23.0
24	20	Youth	6667	RPAYC	James Farquharson		25	24.0
25	14	Women	5527	PCSC	Hannah O'Brien		26	25.0
26	33	Junior	7524	SLMASC	Samual Booth		27	26.0
27	30	Youth	5697	DBSC	Marcus James		28	27.0
28	24	Women	9695	CYC	Kelsey Hanrahan		29	28.0
29	34	Junior	5698	SLMASC	Scott Charlton		30	29.0
30	95	Open	1115	RQYS	George Meikle		31	30.0
31	29	Youth Women	7280	RYCT	Madeline Salter		32	31.0
32	31	Youth Women	6445	ASC	Mikayla Thompson		33	32.0
33	28	Youth Women	1707	KBSC	Madeline Davies		34	33.0
34	5	Junior Women	6637	RQYS	Annie Eastgate		35	34.0
35	10	Junior	9690	CYC	Christopher Phillips		36	35.0
36	13	Junior Women	2971	MSC	Elyse Ainsworth		37	36.0
37	11	Junior	4260	RQYS	Daniel Self		38	37.0
38	27	Youth Women	7088	RYCT	Lucy Cottier		39	38.0
39	153	Junior Women	0473	SYC	Ashleigh Pullin		40	39.0
40	17	Junior Women	4924	MSC	Jacinta Ainsworth		RAF	44.0
40	19	Open	8629	DBSC	James Counter		DNF	44.0











































## R8 - 2/01/2012 at 1421

Start: Start 1, Finishes: Place, Time: 1421

Rank	Competitor Number	Division	SailNo	Club	HelmName	Nat	Place	Points
1	2	Youth Women	3502	NSC	Allison Maher		1	1.0
2	32	Youth	7274	MYC	Rhett Gowans		2	2.0
3	38	Junior	0284	SYC	Charlie Wyatt		3	3.0
4	22	Junior	7282	RYCT	Jock Calvert		4	4.0
5	16	Open	1538	RQYS	Hayden Johnson		5	5.0
6	6	Youth	9245	SSCBC	Ben Hartnett		6	6.0
7	18	Youth	1504	SYC	Jack Felsenthal		7	7.0
8	21	Youth Women	3026	SSCBC	Jessica Case		8	8.0
9	37	Women	9684	RYCT	Sophie Chesterman		9	9.0
10	7	Youth	1235	PRSC	Benjamin Knoop		10	10.0
11	36	Junior	2561	RPAYC	Shaun Connor		11	11.0
12	3	Youth Women	2640	SSCBC	Anna Philip		12	12.0
13	24	Women	9695	CYC	Kelsey Hanrahan		13	13.0
14	23	Youth	2297	RPAYC	Joshua Dawson		14	14.0
15	39	Youth	7850	SAFYC	Jewyn Ong Jingrui		15	15.0
16	8	Youth	5407	RPAYC	Brodie Crossman		16	16.0
17	9	Youth Women	2634	CYC	Cassandra Schlimbach		17	17.0
18	17	Junior Women	4924	MSC	Jacinta Ainsworth		18	18.0
19	1	Junior Women	3500	NSC	Alexandra Maher		19	19.0
20	122	Women	8606	RMYCT	Megan Darby		20	20.0
21	35	Youth	5824	ASC	Shane Conly		21	21.0
22	30	Youth	5697	DBSC	Marcus James		22	22.0
23	15	Junior	2696	BSC	Harry Morton		23	23.0
24	14	Women	5527	PCSC	Hannah O'Brien		24	24.0
25	95	Open	1115	RQYS	George Meikle		25	25.0
26	13	Junior Women	2971	MSC	Elyse Ainsworth		26	26.0
27	4	Youth Women	4702	RYCT	Anna Vaughan		27	27.0
28	12	Open	2632	CYC	Eliot Bassili		28	28.0
29	10	Junior	9690	CYC	Christopher Phillips		29	29.0
30	20	Youth	6667	RPAYC	James Farquharson		30	30.0
31	31	Youth Women	6445	ASC	Mikayla Thompson		31	31.0
32	25	Junior	2693	SPYC/FSC	Lachlan Gilham		32	32.0
33	5	Junior Women	6637	RQYS	Annie Eastgate		33	33.0
34	29	Youth Women	7280	RYCT	Madeline Salter		34	34.0
35	28	Youth Women	1707	KBSC	Madeline Davies		35	35.0
36	34	Junior	5698	SLMASC	Scott Charlton		36	36.0
37	27	Youth Women	7088	RYCT	Lucy Cottier		37	37.0
38	11	Junior	4260	RQYS	Daniel Self		38	38.0
39	153	Junior Women	0473	SYC	Ashleigh Pullin		39	39.0
40	19	Open	8629	DBSC	James Counter		40	40.0
41	33	Junior	7524	SLMASC	Samual Booth		DSQ	44.0










































## R9 - 03/01/2012 at 1302

Start: Start 1, Finishes: Place

Rank	Competitor Number	Division	SailNo	Club	HelmName	Nat	Place	Points
1	18	Youth	1504	SYC	Jack Felsenthal		1	1.0
2	7	Youth	1235	PRSC	Benjamin Knoop		2	2.0
3	2	Youth Women	3502	NSC	Allison Maher		3	3.0
4	8	Youth	5407	RPAYC	Brodie Crossman		4	4.0
5	21	Youth Women	3026	SSCBC	Jessica Case		5	5.0
6	122	Women	8606	RMVCT	Megan Darby		6	6.0
7	14	Women	5527	PCSC	Hannah O'Brien		7	7.0
8	4	Youth Women	4702	RYCT	Anna Vaughan		8	8.0
9	24	Women	9695	CYC	Kelsey Hanrahan		9	9.0
10	30	Youth	5697	DBSC	Marcus James		10	10.0
11	17	Junior Women	4924	MSC	Jacinta Ainsworth		11	11.0
12	15	Junior	2696	BSC	Harry Morton		12	12.0
13	1	Junior Women	3500	NSC	Alexandra Maher		13	13.0
14	31	Youth Women	6445	ASC	Mikayla Thompson		14	14.0
15	9	Youth Women	2634	CYC	Cassandra Schlimbach		15	15.0
16	95	Open	1115	RQYS	George Meikle		16	16.0
17	28	Youth Women	1707	KBSC	Madeline Davies		17	17.0
18	13	Junior Women	2971	MSC	Elyse Ainsworth		18	18.0
19	20	Youth	6667	RPAYC	James Farquharson		19	19.0
20	38	Junior	0284	SYC	Charlie Wyatt		20	20.0
21	35	Youth	5824	ASC	Shane Conly		21	21.0
22	23	Youth	2297	RPAYC	Joshua Dawson		22	22.0
23	32	Youth	7274	MYC	Rhett Gowans		23	23.0
24	10	Junior	9690	CYC	Christopher Phillips		24	24.0
25	36	Junior	2561	RPAYC	Shaun Connor		25	25.0
26	37	Women	9684	RYCT	Sophie Chesterman		26	26.0
27	33	Junior	7524	SLMASC	Samual Booth		27	27.0
28	16	Open	1538	RQYS	Hayden Johnson		28	28.0
29	25	Junior	2693	SPYC/FSC	Lachlan Gilham		29	29.0
30	39	Youth	7850	SAFYC	Jewyn Ong Jingrui		30	30.0
31	3	Youth Women	2640	SSCBC	Anna Philip		31	31.0
32	22	Junior	7282	RYCT	Jock Calvert		32	32.0
33	34	Junior	5698	SLMASC	Scott Charlton		34	33.0
34	12	Open	2632	CYC	Eliot Bassili		35	34.0
35	29	Youth Women	7280	RYCT	Madeline Salter		36	35.0
36	5	Junior Women	6637	RQYS	Annie Eastgate		37	36.0
37	27	Youth Women	7088	RYCT	Lucy Cottier		38	37.0
38	102	Women	0186	RQYS	Jenny Walker		39	38.0
39	153	Junior Women	0473	SYC	Ashleigh Pullin		40	39.0
40	11	Junior	4260	RQYS	Daniel Self		41	40.0
41	19	Open	8629	DBSC	James Counter		42	41.0
42	6	Youth	9245	SSCBC	Ben Hartnett		DNE	44.0











































## R10 - 03/01/2012 at 1532

Start: Start 1, Finishes: Place, Time: 1532

Rank	Competitor Number	Division	SailNo	Club	HelmName	Nat	Place	Points
1	18	Youth	1504	SYC	Jack Felsenthal		1	1.0
2	8	Youth	5407	RPAYC	Brodie Crossman		2	2.0
3	37	Women	9684	RYCT	Sophie Chesterman		3	3.0
4	23	Youth	2297	RPAYC	Joshua Dawson		4	4.0
5	36	Junior	2561	RPAYC	Shaun Connor		5	5.0
6	22	Junior	7282	RYCT	Jock Calvert		7	6.0
7	14	Women	5527	PCSC	Hannah O'Brien		8	7.0
8	7	Youth	1235	PRSC	Benjamin Knoop		9	8.0
9	3	Youth Women	2640	SSCBC	Anna Philip		10	9.0
10	17	Junior Women	4924	MSC	Jacinta Ainsworth		11	10.0
11	16	Open	1538	RQYS	Hayden Johnson		12	11.0
12	122	Women	8606	RMYCT	Megan Darby		13	12.0
13	39	Youth	7850	SAFYC	Jewyn Ong Jingrui		14	13.0
14	15	Junior	2696	BSC	Harry Morton		15	14.0
15	6	Youth	9245	SSCBC	Ben Hartnett		16	15.0
16	1	Junior Women	3500	NSC	Alexandra Maher		17	16.0
17	4	Youth Women	4702	RYCT	Anna Vaughan		18	17.0
18	25	Junior	2693	SPYC/FSC	Lachlan Gilham		19	18.0
19	21	Youth Women	3026	SSCBC	Jessica Case		20	19.0
20	95	Open	1115	RQYS	George Meikle		21	20.0
21	10	Junior	9690	CYC	Christopher Phillips		22	21.0
22	29	Youth Women	7280	RYCT	Madeline Salter		23	22.0
23	2	Youth Women	3502	NSC	Allison Maher		24	23.0
24	33	Junior	7524	SLMASC	Samual Booth		25	24.0
25	9	Youth Women	2634	CYC	Cassandra Schlimbach		26	25.0
26	24	Women	9695	CYC	Kelsey Hanrahan		27	26.0
27	12	Open	2632	CYC	Eliot Bassili		28	27.0
28	34	Junior	5698	SLMASC	Scott Charlton		29	28.0
29	35	Youth	5824	ASC	Shane Conly		30	29.0
30	31	Youth Women	6445	ASC	Mikayla Thompson		31	30.0
31	20	Youth	6667	RPAYC	James Farquharson		32	31.0
32	5	Junior Women	6637	RQYS	Annie Eastgate		33	32.0
33	13	Junior Women	2971	MSC	Elyse Ainsworth		34	33.0
34	27	Youth Women	7088	RYCT	Lucy Cottier		35	34.0
35	28	Youth Women	1707	KBSC	Madeline Davies		36	35.0
36	102	Women	0186	RQYS	Jenny Walker		37	36.0
37	11	Junior	4260	RQYS	Daniel Self		38	37.0
38	153	Junior Women	0473	SYC	Ashleigh Pullin		39	38.0
39	38	Junior	0284	SYC	Charlie Wyatt		DSQ	44.0
39	32	Youth	7274	MYC	Rhett Gowans		OCS	44.0
39	30	Youth	5697	DBSC	Marcus James		OCS	44.0










































## R11 - 4/01/2012 at 1238

Start: Start 1, Finishes: Place, Time: 1238

Rank	Competitor Number	Division	SailNo	Club	HelmName	Nat	Place	Points
1	38	Junior	0284	SYC	Charlie Wyatt		1	1.0
2	36	Junior	2561	RPAYC	Shaun Connor		2	2.0
3	18	Youth	1504	SYC	Jack Felsenthal		3	3.0
4	8	Youth	5407	RPAYC	Brodie Crossman		4	4.0
5	23	Youth	2297	RPAYC	Joshua Dawson		5	5.0
6	16	Open	1538	RQYS	Hayden Johnson		6	6.0
7	14	Women	5527	PCSC	Hannah O'Brien		7	7.0
8	7	Youth	1235	PRSC	Benjamin Knoop		8	8.0
9	3	Youth Women	2640	SSCBC	Anna Philip		9	9.0
10	6	Youth	9245	SSCBC	Ben Hartnett		10	10.0
11	2	Youth Women	3502	NSC	Allison Maher		11	11.0
12	17	Junior Women	4924	MSC	Jacinta Ainsworth		12	12.0
13	39	Youth	7850	SAFYC	Jewyn Ong Jingrui		13	13.0
14	21	Youth Women	3026	SSCBC	Jessica Case		14	14.0
15	9	Youth Women	2634	CYC	Cassandra Schlimbach		15	15.0
16	15	Junior	2696	BSC	Harry Morton		16	16.0
17	22	Junior	7282	RYCT	Jock Calvert		17	17.0
18	1	Junior Women	3500	NSC	Alexandra Maher		18	18.0
19	32	Youth	7274	MYC	Rhett Gowans		19	19.0
20	37	Women	9684	RYCT	Sophie Chesterman		20	20.0
21	10	Junior	9690	CYC	Christopher Phillips		21	21.0
22	30	Youth	5697	DBSC	Marcus James		22	22.0
23	35	Youth	5824	ASC	Shane Conly		23	23.0
24	4	Youth Women	4702	RYCT	Anna Vaughan		24	24.0
25	20	Youth	6667	RPAYC	James Farquharson		25	25.0
26	28	Youth Women	1707	KBSC	Madeline Davies		26	26.0
27	24	Women	9695	CYC	Kelsey Hanrahan		27	27.0
28	12	Open	2632	CYC	Eliot Bassili		28	28.0
29	29	Youth Women	7280	RYCT	Madeline Salter		29	29.0
30	25	Junior	2693	SPYC/FSC	Lachlan Gilham		30	30.0
31	33	Junior	7524	SLMASC	Samual Booth		31	31.0
32	122	Women	8606	RMYCT	Megan Darby		32	32.0
33	31	Youth Women	6445	ASC	Mikayla Thompson		33	33.0
34	27	Youth Women	7088	RYCT	Lucy Cottier		34	34.0
35	95	Open	1115	RQYS	George Meikle		35	35.0
36	5	Junior Women	6637	RQYS	Annie Eastgate		36	36.0
37	13	Junior Women	2971	MSC	Elyse Ainsworth		37	37.0
38	102	Women	0186	RQYS	Jenny Walker		38	38.0
39	34	Junior	5698	SLMASC	Scott Charlton		39	39.0
40	11	Junior	4260	RQYS	Daniel Self		40	40.0
41	19	Open	8629	DBSC	James Counter		41	41.0
42	153	Junior Women	0473	SYC	Ashleigh Pullin		42	42.0

## R12 - 4/01/2012 at 1400

Start: Start 1, Finishes: Place, Time: 1238

Rank	Competitor Number	Division	SailNo	Club	HelmName	Nat	Place	Points
1	18	Youth	1504	SYC	Jack Felsenthal		1	1.0
2	14	Women	5527	PCSC	Hannah O'Brien		2	2.0
3	21	Youth Women	3026	SSCBC	Jessica Case		3	3.0
4	7	Youth	1235	PRSC	Benjamin Knoop		4	4.0
5	32	Youth	7274	MYC	Rhett Gowans		5	5.0
6	2	Youth Women	3502	NSC	Allison Maher		6	6.0
7	6	Youth	9245	SSCBC	Ben Hartnett		7	7.0
8	37	Women	9684	RYCT	Sophie Chesterman		8	8.0
9	23	Youth	2297	RPAYC	Joshua Dawson		9	9.0
10	38	Junior	0284	SYC	Charlie Wyatt		10	10.0
11	122	Women	8606	RMYCT	Megan Darby		11	11.0
12	3	Youth Women	2640	SSCBC	Anna Philip		12	12.0
13	8	Youth	5407	RPAYC	Brodie Crossman		13	13.0
14	30	Youth	5697	DBSC	Marcus James		14	14.0
15	22	Junior	7282	RYCT	Jock Calvert		15	15.0
16	39	Youth	7850	SAFYC	Jevyn Ong Jingrui		16	16.0
17	35	Youth	5824	ASC	Shane Conly		17	17.0
18	10	Junior	9690	CYC	Christopher Phillips		18	18.0
19	36	Junior	2561	RPAYC	Shaun Connor		19	19.0
20	1	Junior Women	3500	NSC	Alexandra Maher		20	20.0
21	4	Youth Women	4702	RYCT	Anna Vaughan		21	21.0
22	15	Junior	2696	BSC	Harry Morton		22	22.0
23	9	Youth Women	2634	CYC	Cassandra Schlimbach		23	23.0
24	34	Junior	5698	SLMASC	Scott Charlton		24	24.0
25	16	Open	1538	RQYS	Hayden Johnson		25	25.0
26	33	Junior	7524	SLMASC	Samual Booth		26	26.0
27	17	Junior Women	4924	MSC	Jacinta Ainsworth		27	27.0
28	12	Open	2632	CYC	Eliot Bassili		28	28.0
29	24	Women	9695	CYC	Kelsey Hanrahan		29	29.0
30	25	Junior	2693	SPYC/FSC	Lachlan Gilham		30	30.0
31	20	Youth	6667	RPAYC	James Farquharson		31	31.0
32	13	Junior Women	2971	MSC	Elyse Ainsworth		32	32.0
33	95	Open	1115	RQYS	George Meikle		33	33.0
34	28	Youth Women	1707	KBSC	Madeline Davies		34	34.0
35	5	Junior Women	6637	RQYS	Annie Eastgate		35	35.0
36	27	Youth Women	7088	RYCT	Lucy Cottier		36	36.0
37	29	Youth Women	7280	RYCT	Madeline Salter		37	37.0
38	31	Youth Women	6445	ASC	Mikayla Thompson		38	38.0
39	102	Women	0186	RQYS	Jenny Walker		39	39.0
40	153	Junior Women	0473	SYC	Ashleigh Pullin		40	40.0
41	11	Junior	4260	RQYS	Daniel Self		DNF	44.0

**Scoring codes used**

<b>Code</b>	<b>Description</b>	<b>Points</b>
BFD	Black flag disqualification under rule 30.3	44
DNC	Did not come to the starting area	44
DNE	Disqualification (other than DGM) not excludable under rule 88.3(b)	44
DNF	Started but did not finish	44
DNS	Came to the start area but did not start	44
DSQ	Disqualification	44
OCS	On course side at start or broke rule 30.1	44
RAF	Retired after finishing	44

<http://sailing.rqys.com.au>  
[sailing@rqys.com.au](mailto:sailing@rqys.com.au)

Sailwave Scoring Software 2.4.3  
[www.sailwave.com](http://www.sailwave.com)

<http://www.rqys.com.au/index.php/2012-australian-laser-championship/sailing@rqys.com.au>