













Overall Results - Laser Standard

Pl	Name	Sail Num	Bow Num	Club /Cty	1	2	3	4	5	6	7	8	9	10	11	12	Total Points	Net Points
1	BRUNNING, Ashley	193100	304	NSW	1	2	1	3	3	(7)	(7)	4	3	3	1	4	39	25
2	DEL SOLAR, Matias	161167	364	CHI	4	(6)	(7)	1	2	3	6	1	4	2	2	1	39	26
3	WESTMAN, Fredrik	194927	342	FIN	(9)	1	2	4	4	4	5	2	2	1	3	(9)	46	28
4	HANNAN, Ryan	188613	321	WA	5	4	8	5	7	6	4	3	(13)	7	(15)	7	84	56
5	BURMAN, James	191644	305	NSW	2	3	(41)	2	12	10	1	5	1	(41)	20	10	148	66
6	BURTON, Thomas	193403	306	NSW	7	9	3	13	5	2	11	(15)	11	4	(16)	2	98	67
7	BOTTONI, Christoph	194926	303	SUI	3	5	5	7	8	9	14	6	6	5	(26)	(16)	110	68
8	TWEDDELL, Oliver	186644	338	GBR	15	8	6	(17)	1	16	2	7	5	11	8	(23)	119	79
9	GUNTHER, Ben	194936	320	VIC	8	12	(41)	10	(41)	1	3	11	10	8	24	6	175	93
10	PALK, Ryan	192291	359	QLD	10	11	4	9	13	13	(18)	12	9	9	(14)	3	125	93
11	HUGHES, Todd	190363	324	SA	6	14	14	8	6	11	8	(28)	14	12	6	(19)	146	99
12	CASTLES, Timothy	188598	308	WA	12	(16)	9	16	10	12	10	9	15	10	(35)	12	166	115
13	FLINTOFF, Jake	193417	317	WA	20	7	(41)	18	14	(41)	9	13	7	20	5	13	208	126
14	CHANT, Joshua	188608	309	NSW	14	21	13	14	15	5	15	(32)	(23)	18	9	5	184	129
15	BLY, Sean	185367	302	VIC	13	17	(41)	6	19	8	(25)	17	17	16	4	18	201	135
16	WEST, Jared	193122	341	QLD	(41)	(23)	10	12	11	19	21	8	12	23	7	14	201	137
17	STODDART, Ryan	187901	337	QLD	11	(19)	15	15	16	15	(41)	16	18	6	13	15	200	140
18	CONDE, Peter	181911	312	QLD	27	20	12	11	9	20	13	(29)	22	15	(34)	17	229	166 Master
19	LLOYD, Ashley	183009	330	QLD	19	15	11	24	24	(41)	12	(41)	25	21	12	8	253	171
20	SCHOENHOFF, Thor	193380	335	WA	21	27	17	22	21	18	16	10	8	13	(29)	(28)	230	173
21	DIBB, Colin	193391	313	WA	(24)	10	19	19	17	22	19	19	(24)	24	17	11	225	177 Master
22	LESLIE, Richard	175998	329	WA	18	18	18	(21)	18	(21)	20	21	21	19	21	21	237	195
23	ONG, Shane	186748	332	SIN	16	24	16	(41)	26	14	22	18	(27)	25	11	25	265	197
24	LOVELADY, Grant	184669	362	WA	26	13	(41)	23	22	17	17	20	19	17	25	(27)	267	199 Apprentice
25	UTTING, Bradley	190340	339	WA	22	25	(41)	20	20	(28)	23	14	20	14	27	20	274	205
26	EWERS, Cameron	176940	316	WA	25	22	22	(27)	25	25	24	26	26	22	19	(29)	292	236
27	HOMAN, Sean	175298	323	SA	23	28	21	25	27	26	26	25	(29)	27	(30)	24	311	252 Grand Master
28	UTTING, Bruce	156758	340	WA	(31)	31	(41)	28	29	23	27	24	28	28	10	31	331	259 Master
29	PATTERSON, Keith	186633	333	WA	28	26	23	29	28	30	28	27	30	26	(41)	(41)	357	275 Grand Master
30	ROSE, Justin	158867	334	WA	29	29	26	31	(41)	27	(41)	23	32	41	18	22	360	278 Apprentice

31	 SLAUGHTER, Paul	193390	336	WA	17	(41)	20	(41)	23	24	41	22	16	41	41	41	368	286	Apprentice
						DNF		DNC			DNC			DNC	DNC	DNC			
32	 EDMISTON, David	192300	315	NSW	30	(33)	24	30	(32)	29	29	30	31	31	23	32	354	289	Grand Master
33	 CLARE, Ian	187909	311	NSW	32	32	25	32	31	31	(41)	31	(33)	29	31	33	381	307	Grand Master
											DNC								
34	 FREARS, Tim	182970	318	SA	(34)	(34)	27	33	33	33	32	33	34	32	28	30	383	315	
35	 MEEHAN, David	151963	331	WA	33	35	(41)	(41)	30	32	31	41	36	30	22	26	398	316	
							BFD	DNC				DSQ							
36	 HUMPHRIES, Peter	114520	325	VIC	36	37	(41)	(41)	34	34	30	34	35	33	32	34	421	339	Grand Master
							DNC	DNC											
37	 DOYLE, Peter	181682	314	NSW	38	38	(41)	36	35	35	(41)	35	37	34	33	35	438	356	Grand Master
							BFD				DNC								
38	 BUTERS, Geert	155669	346	WA	(41)	(41)	29	35	36	41	41	41	41	35	36	36	453	371	Grand Master
					DPI	DPI				DNC	DNF	DNF	DNC						
39	 KURYS-ROMER, Stefan	192564	327	WA	35	30	(41)	26	(41)	41	41	41	41	41	41	41	460	378	Grand Master
							DSQ		DNC	DNC	DNC	DNC	DNC	DNC	DNC	DNC			
40	 HILLIER, Francois	189035	322	NSW	37	36	28	34	(41)	(41)	41	41	41	41	41	41	463	381	
									DNC	DNC	DNC	DNC	DNC	DNC	DNC	DNC			



Cicerello's



5 Jan 2009 13:27