










## Overall Results - Laser 4.7

PI	Name	Sail Num	Bow Num	Club /Cty	1	2	3	4	5	6	7	8	9	10	11	Total Points	Net Points	
1	PORÉE, Nicolas	194955	224	FRA	3	2	2	1	(6)	1	(5)	1	5	1	2	29	18	
2	DARBY, Megan	185396	241	NSW	2	1	4	4	3	2	(11)	4	1	(23)	3	58	24	Women
3	TORPELUND, Andrew	163896	229	QLD	(8)	4	(38)	3	1	4	4	2	3	4	5	76	30	
4	DALE, Alison	193043	209	VIC	6	9	6	8	2	7	2	6	(10)	(18)	7	81	53	Women
5	WONG, Mark	182022	233	SIN	9	(18)	(12)	6	12	3	3	9	4	3	9	88	58	
6	COLLINGS, Stephen	177071	208	VIC	5	3	3	5	8	6	8	12	9	(32)	(38)	129	59	OCS
7	PULLEN, Zac	193070	225	TAS	(15)	12	7	2	11	11	10	5	6	5	(17)	101	69	
8	ELKS, Caitlin	192566	210	WA	4	5	10	9	10	(15)	1	10	(18)	12	15	109	76	Women
9	GRAY, Ben	181709	215	VIC	(13)	6	13	7	4	8	13	(16)	7	7	12	106	77	
10	CIOTTI, Martina	192576	207	WA	12	7	18	11	5	5	(20)	3	11	(27)	8	127	80	Women
11	HOWE, Nicholas	191645	217	NSW	11	(19)	16	10	13	9	(18)	15	16	2	1	130	93	
12	KNIGHT, Alexander	172236	218	WA	(19)	8	8	17	7	17	15	8	2	11	(23)	135	93	
13	PUNSELIE, Kevin	152865	226	WA	1	16	1	16	9	13	17	(23)	13	15	(18)	142	101	
14	LANE, Ashlie	174312	220	NT	10	10	14	13	14	14	(21)	13	(22)	9	4	144	101	Women
15	FASTE, Harald	186929	213	NOR	14	13	11	18	(20)	16	(25)	17	15	6	6	161	116	
16	BRUNNER, Ross	193069	203	WA	7	15	(23)	20	15	12	16	11	14	(30)	10	173	120	
17	VINCENT, Thomas	192292	230	VIC	(18)	14	17	14	(19)	10	14	18	17	13	11	165	128	
18	EVANGELISTI, Zac	190367	211	WA	22	(38)	5	23	16	23	7	7	8	19	(24)	192	130	
19	EVANS, Ella	184226	212	QLD	16	17	(38)	12	21	18	9	(29)	12	17	14	203	136	Women
20	BENNETT, Liam	166820	202	NSW	29	11	9	15	(38)	(38)	24	14	19	21	19	237	161	DSQ DSQ
21	KURTS, Michael	193398	219	NSW	17	22	15	19	(25)	19	19	24	(29)	22	21	232	178	
22	SUTHERLAND, Casey	180193	228	QLD	21	21	22	24	18	21	(31)	(32)	26	14	16	246	183	Women
23	BLACKBURN, Alison	188612	239	WA	23	24	21	21	22	(26)	12	25	20	24	(33)	251	192	Women
24	CHARLWOOD, Samantha	119039	205	WA	(27)	27	24	(28)	26	20	22	20	23	10	22	249	194	Women
25	WALKEMEYER, Benjamin	123142	231	WA	25	(30)	19	25	(27)	25	26	19	27	16	13	252	195	
26	CAWLEY, Andrew	19	204	WA	(31)	29	20	22	17	22	23	(30)	21	26	20	261	200	
27	GLOVER, Dominic	168139	214	NSW	28	28	28	(30)	29	28	6	26	25	8	(32)	268	206	
28	GUPTA, Naren	159135	216	WA	(32)	25	25	26	28	27	27	21	24	(29)	28	292	231	
29	PETTERD, Zac	193146	223	TAS	26	23	(30)	27	23	24	30	22	(31)	28	30	294	233	
30	SUFFIELD, Jennifer	172244	227	WA	(29)	26	29	29	24	(31)	29	27	28	25	25	302	242	Women

31	 THOMPSON, Taryn	188595	242	SA	30	(32)	27	31	32	32	28	28	30	(33)	26	329	264	Women
32	 CHARLWOOD, Laura	148650	206	WA	(36)	31	31	32	31	29	(33)	31	32	20	31	337	268	Women
33	 AINGE, Thomas	161192	201	WA	(35)	(38)	33	33	30	30	32	33	33	31	29	357	284	
34	 NEIGHBOUR, Taylor	176904	222	SA	20	20	26	(38)	(38)	38	38	38	38	38	38	370	294	Women
35	 WILBORN, Ganesh	160280	232	WA	33	(38)	32	34	(38)	38	38	38	38	34	27	388	312	
36	 WALKER, Tully	151951	240	WA	34	(38)	(38)	38	38	38	38	38	38	38	38	414	338	
37	 MCMILLAN, Joe	190360	221	NSW	(38)	(38)	38	38	38	38	38	38	38	38	38	418	342	



Cicerello's



5 Jan 2009 13:29